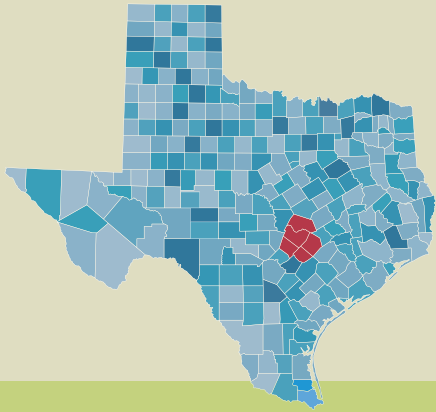


AUSTIN-ROUND ROCK



TEXAS ASSOCIATION OF REALTORS®

REAL ESTATE January-June 2017 Midyear Review

January-June 2017 BY THE NUMBERS Austin-Round Rock

MEDIAN PRICE
\$295,000
↑ 5.7% from 2016 YTD

HOMES SOLD
16,888
↑ 4.1% from 2016 YTD

ACTIVE LISTINGS
6,990
↑ 16.4% from 2016 YTD

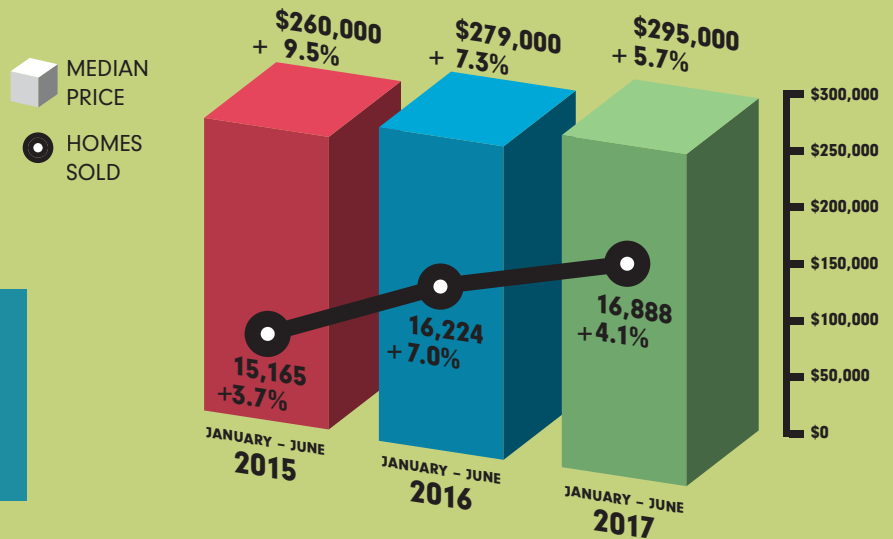
MONTHS OF INVENTORY
3.1

↑ 0.5 months from June 2016

AVERAGE DAYS ON MARKET
52
↑ 2 days from 2016 YTD

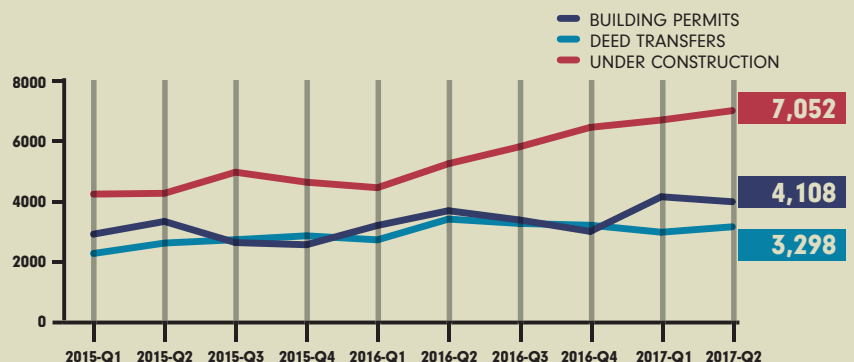
PRICE PER SQ. FT.
\$175
↑ 6.2% from 2016 YTD

3-YEAR COMPARISON | JANUARY - JUNE HOME SALES VOLUME VS. MEDIAN PRICE



NEW CONSTRUCTION HISTORY | JANUARY - JUNE AUSTIN-ROUND ROCK


metrostudy | REAL ESTATE CENTER TEXAS A&M UNIVERSITY




Under construction and deed transfer data provided by Metrostudy. © 2017 Metrostudy



AUSTIN-ROUND ROCK



WILLIAMSON COUNTY



TRAVIS COUNTY



HAYS COUNTY



\$63,437 Median Household Income
Austin-Round Rock

ACCORDING TO THE U.S. CENSUS BUREAU

The Real Estate Center at Texas A&M University cites \$150,000 as a typical budget threshold for entry-level and first-time homebuyers.

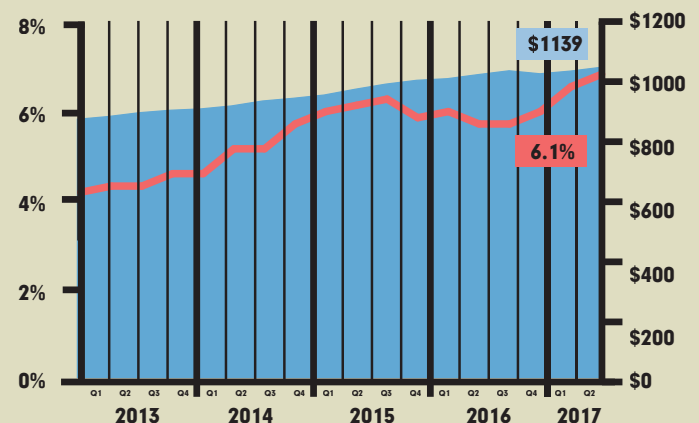
The availability of homes priced under \$200,000 has decreased 22.0% since 2014

APARTMENT RENT & VACANCY RATES

ACCORDING TO REIS

AUSTIN

ASKING APARTMENT RENT
APARTMENT VACANCY RATES



Apartment and vacancy data provided by Reis. © 2017 Reis, Inc.