



Hays County, TX
Elections

(<http://www.co.hays.tx.us/elections.aspx>)

November 3, 2020 General Election

UNOFFICIAL ELECTION RESULTS















VOTER TURNOUT

71.2%



Ballots Cast	109,386
Registered Voters	153,614

Showing 65 of 65 contests







U.S. President / Vice President (VOTE FOR 1)				
	Howie Hawkins/Angela Walker (GRN)	415	0.38%	<input type="text"/>
	Joseph R. Biden/Kamala D. Harris (DEM)	59,213	54.28%	<input type="text"/>
	Jo Jorgensen/Jeremy "Spike" Cohen (LIB)	1,729	1.58%	<input type="text"/>
	Donald J. Trump/Michael R. Pence (REP)	47,427	43.47%	<input type="text"/>
	Gloria La Riva/Leonard Peltier	1	0.00%	<input type="text"/>
	Abram Loeb/Jennifer Jairala	0	0.00%	<input type="text"/>
	Todd Cella/Tim Cella	1	0.00%	<input type="text"/>
	Brian Carroll/Amar Patel	2	0.00%	<input type="text"/>
	Jesse Cuellar/Jimmy Monreal	0	0.00%	<input type="text"/>
	Tom Hoefling/Andy Prior	0	0.00%	<input type="text"/>
	Kasey Wells/Rachel Wells	0	0.00%	<input type="text"/>
	Robert Morrow/Anne Beckett	0	0.00%	<input type="text"/>
	Rejected write-ins	13	0.01%	<input type="text"/>
	President R. Boddie/Eric C. Stoneham	0	0.00%	<input type="text"/>

■	Unassigned write-ins	293	0.27%	<input type="text"/>
---	----------------------	-----	-------	----------------------









U.S. Senator (VOTE FOR 1)				
■	Kerry Douglas McKennon (LIB)	2,579	2.39%	<input type="text"/>
■	David B. Collins (GRN)	811	0.75%	<input type="text"/>
■	John Cornyn (REP)	49,279	45.62%	<input type="text"/>
■	Mary "MJ" Hegar (DEM)	55,319	51.22%	<input type="text"/>
■	Ricardo Turullols-Bonilla	1	0.00%	<input type="text"/>
■	Rejected write-ins	0	0.00%	<input type="text"/>
■	Unassigned write-ins	21	0.02%	<input type="text"/>

U.S. Representative, District 21 (VOTE FOR 1)				
■	Chip Roy (REP)	13,089	46.48%	<input type="text"/>
■	Tommy Wakely (GRN)	314	1.11%	<input type="text"/>
■	Wendy R. Davis (DEM)	14,057	49.91%	<input type="text"/>
■	Arthur DiBianca (LIB)	702	2.49%	<input type="text"/>









U.S. Representative, District 25 (VOTE FOR 1)

 Roger Williams (REP)	20,130	56.95%	
 Julie Oliver (DEM)	14,472	40.94%	
 Bill Kelsey (LIB)	744	2.10%	







U.S. Representative, District 35 (VOTE FOR 1)

 Mark Loewe (LIB)	1,417	3.26%	
 Lloyd Doggett (DEM)	26,969	62.08%	
 Jason Mata Sr (IND)	801	1.84%	
 Jenny Garcia Sharon (REP)	14,257	32.82%	


Railroad Commissioner (VOTE FOR 1)

 Chrysta Casta (DEM)	52,900	49.83%	
 James "Jim" Wright (REP)	48,133	45.34%	
 Katija "Kat" Gruene (GRN)	2,022	1.90%	
 Matt Sterett (LIB)	3,104	2.92%	







Chief Justice, Supreme Court of Texas (VOTE FOR 1)

 Amy Clark Meachum (DEM)	54,797	51.52%	
 Nathan Hecht (REP)	47,889	45.03%	
 Mark Ash (LIB)	3,670	3.45%	







Justice, Supreme Court of Texas, Place 6, Unexpired Term (VOTE FOR 1)

 Kathy Cheng (DEM)	55,220	52.17%	
 Jane Bland (REP)	50,633	47.83%	

Justice, Supreme Court of Texas, Place 7 (VOTE FOR 1)

 Staci Williams (DEM)	54,180	51.15%	
 Jeff Boyd (REP)	48,320	45.62%	
 William Bryan Strange III (LIB)	3,415	3.22%	





Justice, Supreme Court of Texas, Place 8 (VOTE FOR 1)

 Gisela D. Triana (DEM)	53,835	50.95%	
 Tom Oxford (LIB)	3,680	3.48%	
 Brett Busby (REP)	48,153	45.57%	





Judge, Court of Criminal Appeals, Place 3 (VOTE FOR 1)

 Elizabeth Davis Frizell (DEM)	56,019	53.12%	
 Bert Richardson (REP)	49,435	46.88%	







Judge, Court of Criminal Appeals, Place 4 (VOTE FOR 1)

 Tina Clinton (DEM)	55,009	52.33%	
 Kevin Patrick Yeary (REP)	50,116	47.67%	



Judge, Court of Criminal Appeals, Place 9 (VOTE FOR 1)

 David Newell (REP)	50,325	48.02%	
 Brandon Birmingham (DEM)	54,471	51.98%	





Member, State Board of Education, District 5 (VOTE FOR 1)

 Rebecca Bell-Metereau (DEM)	52,989	50.51%	
 Lani Popp (REP)	47,020	44.82%	
 Stephanie Berlin (LIB)	4,906	4.68%	





State Senator, District 21 (VOTE FOR 1)

 Judith Zaffirini (DEM)	15,020	65.00%	
 Frank Pomeroy (REP)	8,088	35.00%	

State Representative, District 45 (VOTE FOR 1)

 Erin Zwiener (DEM)	55,279	52.29%	
 Carrie Isaac (REP)	50,440	47.71%	

Chief Justice, 3rd Court of Appeals District (VOTE FOR 1)

 Darlene Byrne (DEM)	54,266	51.95%	
 Jeff Rose (REP)	50,191	48.05%	

Judge, 22nd Judicial District (VOTE FOR 1)

■ R. Bruce Boyer (REP)	70,131	100.00%	<div style="width: 100%; height: 15px; background-color: #d4af37; border: 1px solid #ccc;"></div>
---	--------	---------	---

Judge, 453rd Judicial District (VOTE FOR 1)

■ Sherri Tibbe (DEM)	54,407	52.34%	<div style="width: 52.34%; height: 15px; background-color: #d4af37; border: 1px solid #ccc;"></div>
---	--------	--------	---

■ David Junkin (REP)	49,547	47.66%	<div style="width: 47.66%; height: 15px; background-color: #4a5568; border: 1px solid #ccc;"></div>
---	--------	--------	---

Judge, County Court-at-Law No. 3 (VOTE FOR 1)

■ Tacie Zelhart (REP)	50,347	48.62%	<div style="width: 48.62%; height: 15px; background-color: #d4af37; border: 1px solid #ccc;"></div>
--	--------	--------	---

■ Millie Thompson (DEM)	53,199	51.38%	<div style="width: 51.38%; height: 15px; background-color: #4a5568; border: 1px solid #ccc;"></div>
--	--------	--------	---

Sheriff (VOTE FOR 1)

■ Gary Cutler (REP)	53,451	50.97%	<div style="width: 50.97%; height: 15px; background-color: #d4af37; border: 1px solid #ccc;"></div>
--	--------	--------	---

■ Alex Villalobos (DEM)	51,423	49.03%	<div style="width: 49.03%; height: 15px; background-color: #4a5568; border: 1px solid #ccc;"></div>
--	--------	--------	---

Tax Assessor-Collector (VOTE FOR 1)

■ Daphne Tenorio (DEM)	51,345	49.30%	<div style="width: 49.30%;"><div style="background-color: #c4c4c4;"></div></div>
■ Jenifer O'Kane (REP)	52,809	50.70%	<div style="width: 50.70%;"><div style="background-color: #000000;"></div></div>

Commissioner Precinct 1 (VOTE FOR 1)

■ Debbie Gonzales Ingalsbe (DEM)	16,016	100.00%	<div style="width: 100.00%;"><div style="background-color: #c4c4c4;"></div></div>
---	--------	---------	---

Commissioner Precinct 3 (VOTE FOR 1)

■ Lisa Prewitt (DEM)	11,666	47.96%	<div style="width: 47.96%;"><div style="background-color: #c4c4c4;"></div></div>
■ Lon A. Shell (REP)	12,660	52.04%	<div style="width: 52.04%;"><div style="background-color: #000000;"></div></div>

Justice of the Peace Precinct 1, Place 1 (VOTE FOR 1)

■ Joanne Prado (DEM)	21,508	100.00%	<div style="width: 100.00%;"><div style="background-color: #c4c4c4;"></div></div>
---	--------	---------	---

Constable Precinct 1 (VOTE FOR 1)

■ David L. Peterson (DEM)	18,625	68.79%	<div style="width: 68.79%; background-color: #FFC000; border: 1px solid black;"></div>
■ Eliseo Galarza (REP)	8,450	31.21%	<div style="width: 31.21%; background-color: #4F6078; border: 1px solid black;"></div>

Constable Precinct 2 (VOTE FOR 1)


■ Steve Avalos (REP)	10,206	44.51%	<div style="width: 44.51%; background-color: #FFC000; border: 1px solid black;"></div>
■ Michael Torres (DEM)	12,726	55.49%	<div style="width: 55.49%; background-color: #4F6078; border: 1px solid black;"></div>



Constable Precinct 3 (VOTE FOR 1)



■ Cynthia Millonzi (DEM)	4,052	35.60%	<div style="width: 35.60%; background-color: #FFC000; border: 1px solid black;"></div>
■ Don Montague (REP)	7,329	64.40%	<div style="width: 64.40%; background-color: #4F6078; border: 1px solid black;"></div>

Constable Precinct 4 (VOTE FOR 1)

■ Ron E. Hood (REP)	17,094	100.00%	<div style="width: 100.00%; background-color: #FFC000; border: 1px solid black;"></div>
--	--------	---------	---

Constable Precinct 5 (VOTE FOR 1)			
■ John Ellen (REP)	12,919	100.00%	

Hays County, Texas - Proposition A (VOTE FOR 1)			
■ For	71,502	69.54%	
■ Against	31,314	30.46%	

City of Austin Proposition A (VOTE FOR 1)			
■ Against	176	55.70%	
■ For	140	44.30%	



City of Austin Proposition B (VOTE FOR 1)			
■ For	178	57.05%	
■ Against	134	42.95%	



City of Buda, Position 2 at-Large (VOTE FOR 1)			
■ Bobby Lane	2,505	39.71%	<div style="width: 39.71%; background-color: #f1c232; border: 1px solid black;"></div>
■ Monica Davidson	3,803	60.29%	<div style="width: 60.29%; background-color: #4a5558; border: 1px solid black;"></div>



City of Buda, Position 1 at-Large (VOTE FOR 1)			
■ Matt Smith	3,560	54.67%	<div style="width: 54.67%; background-color: #f1c232; border: 1px solid black;"></div>
■ LaVonia Horne-Williams	2,952	45.33%	<div style="width: 45.33%; background-color: #4a5558; border: 1px solid black;"></div>



City of Kyle, Mayor (VOTE FOR 1)			
■ Dave Abdel	2,411	15.64%	<div style="width: 15.64%; background-color: #f1c232; border: 1px solid black;"></div>
■ Linda Tenorio	5,831	37.82%	<div style="width: 37.82%; background-color: #4a5558; border: 1px solid black;"></div>
■ Peter Parcher	1,379	8.95%	<div style="width: 8.95%; background-color: #e67e22; border: 1px solid black;"></div>
■ Travis Mitchell	5,795	37.59%	<div style="width: 37.59%; background-color: #27ae60; border: 1px solid black;"></div>

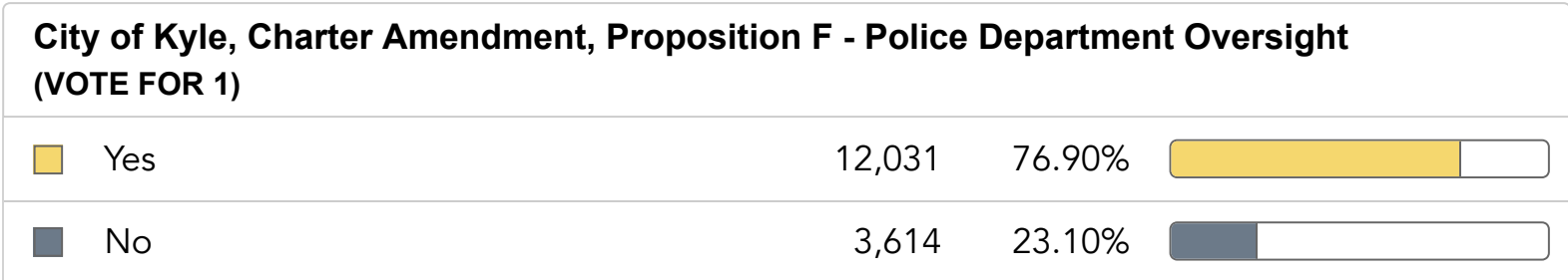
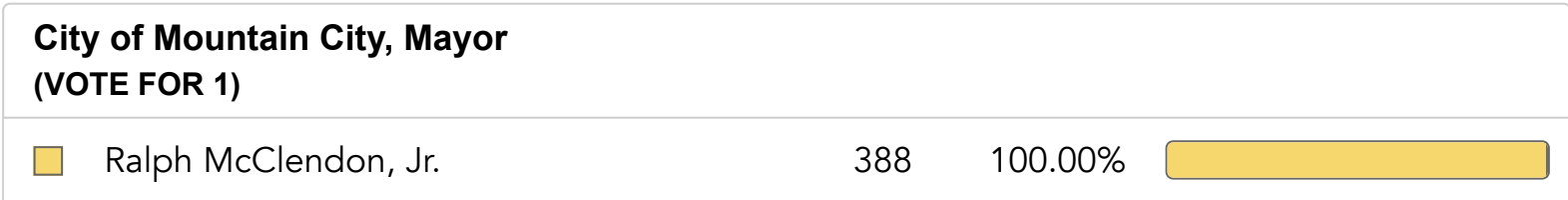
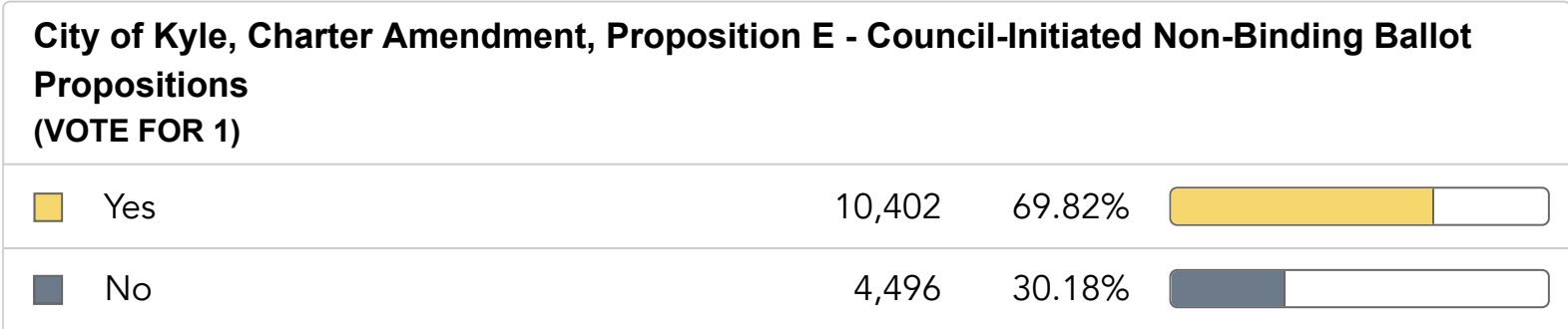
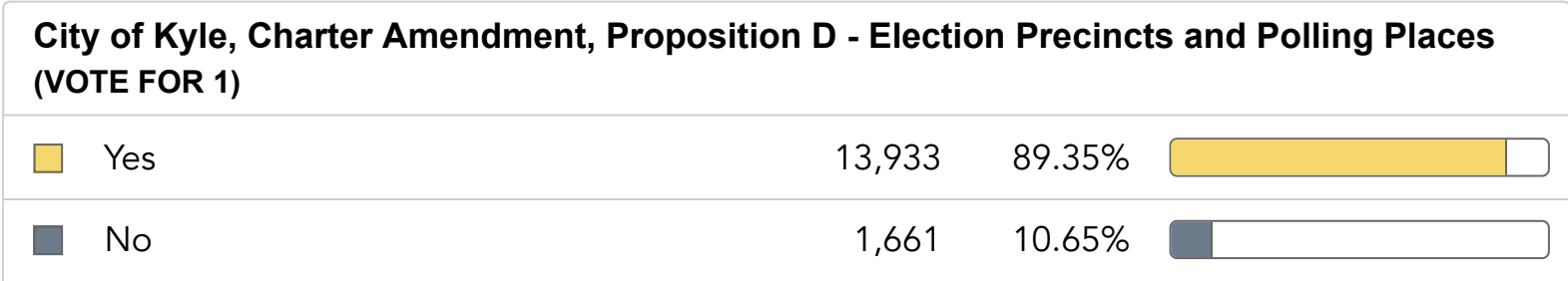
City of Kyle, Single Member District 2 (VOTE FOR 1)			
■ Yvonne Flores-Cale	2,804	60.98%	<div style="width: 60.98%; background-color: #f1c232; border: 1px solid black;"></div>
■ Tracy Scheel	1,794	39.02%	<div style="width: 39.02%; background-color: #4a5558; border: 1px solid black;"></div>

City of Kyle, Single Member District 4 (VOTE FOR 1)				
■	Tim McHutchion	2,038	39.06%	
■	Ashlee Bradshaw	3,179	60.94%	

City of Kyle Proposition A (VOTE FOR 1)				
■	For	9,225	55.49%	
■	Against	7,401	44.51%	

City of Kyle Proposition B (VOTE FOR 1)				
■	For	9,190	56.23%	
■	Against	7,154	43.77%	

City of Kyle, Charter Amendment, Proposition C - Annexation (VOTE FOR 1)				
■	Yes	11,385	74.68%	
■	No	3,860	25.32%	



City of Kyle, Charter Amendment, Proposition G - Non-Substantive (VOTE FOR 1)





■ No	5,121	34.22%	<div style="width: 34.22%; background-color: #f1c232; border: 1px solid black;"></div>
■ Yes	9,845	65.78%	<div style="width: 65.78%; background-color: #4a5558; border: 1px solid black;"></div>





City of Mountain City, Alderman (VOTE FOR 1)







■ Eric Miller	131	25.59%	<div style="width: 25.59%; background-color: #f1c232; border: 1px solid black;"></div>
■ Laura Joy	180	35.16%	<div style="width: 35.16%; background-color: #4a5558; border: 1px solid black;"></div>
■ Cyndie Holmes	201	39.26%	<div style="width: 39.26%; background-color: #f1c232; border: 1px solid black;"></div>











City of San Marcos, Mayor (VOTE FOR 1)





■ Michael Sean Hathaway II	1,887	9.49%	<div style="width: 9.49%; background-color: #f1c232; border: 1px solid black;"></div>
■ Randy Dethrow	845	4.25%	<div style="width: 4.25%; background-color: #4a5558; border: 1px solid black;"></div>
■ J.M. Harris	1,755	8.82%	<div style="width: 8.82%; background-color: #f1c232; border: 1px solid black;"></div>
■ Jane Garnette Hughson	8,902	44.75%	<div style="width: 44.75%; background-color: #48c9b0; border: 1px solid black;"></div>
■ Juan Miguel Arredondo	6,502	32.69%	<div style="width: 32.69%; background-color: #e74c3c; border: 1px solid black;"></div>









City of San Marcos, City Council, Place 3 (VOTE FOR 1)				
	Alyssa C. Garza	13,785	71.43%	
	Ed Mihalkanin	5,514	28.57%	


City of San Marcos, City Council, Place 4 (VOTE FOR 1)				
	Shane Scott	10,188	55.11%	
	Mark Rockeymoore	8,299	44.89%	


City of San Marcos, City Council, Place 5, Unexpired Term (VOTE FOR 1)				
	Omar Baca	6,150	32.59%	
	Zach Sambrano	6,049	32.05%	
	Mark Gleason	6,674	35.36%	



City of Woodcreek, City Council, at-Large (VOTE FOR 1)				
	Vicki Alvord	389	18.27%	
	Jeff Rasco	501	23.53%	
	Aurora F. LeBrun	428	20.10%	
	Nancye Britner	400	18.79%	
	Judy Brizendine	411	19.30%	



City of Woodcreek, City Council, at-Large, Unexpired Term (VOTE FOR 1)				
	Bob Hambrick	557	56.38%	
	Chrys Grummert	431	43.62%	

School Board Member at-Large, DSISD (VOTE FOR 1)				
	Ron Jones	6,330	26.81%	
	Barbara Stroud	6,404	27.12%	
	Lori Broughton	6,004	25.43%	
	Stephanie Holtzendorf	4,873	20.64%	

JCISD Board of Trustees, Place 6 (VOTE FOR 1)				
■	Sarah Allen	288	100.00%	

JCISD Board of Trustees, Place 7 (VOTE FOR 1)				
■	Carlette R. Lewis	107	42.80%	
■	Cristol Carbary Corpus	143	57.20%	

SMCISD, District 1 (VOTE FOR 1)				
■	Juan Miguel Arredondo	2,037	59.79%	
■	James Bryant, Jr.	1,370	40.21%	

SMCISD, District 3 (VOTE FOR 1)				
■	Mayra Mejia	2,573	60.14%	
■	Nicholas Costilla	1,705	39.86%	

**WISD, Place 6
(VOTE FOR 1)**

■ Lexi Jones	3,923	51.37%	<div style="width: 51.37%;">▬</div>
■ Gretchen Holtsinger	3,714	48.63%	<div style="width: 48.63%;">▬</div>

**WISD, Place 7
(VOTE FOR 1)**

■ Ken Strange	7,176	100.00%	<div style="width: 100%;">▬</div>
--	-------	---------	--

**Barton Springs Edwards Aquifer Board of Directors, Director - Precinct 4
(VOTE FOR 1)**

■ Christy Williams	1,010	77.93%	<div style="width: 77.93%;">▬</div>
■ Bob Larsen	286	22.07%	<div style="width: 22.07%;">▬</div>

**Directors, HCWCID No. 2
(VOTE FOR 1)**

■ Lynn J. Lee	408	21.67%	<div style="width: 21.67%;">▬</div>
■ Sean McGillicuddy	539	28.62%	<div style="width: 28.62%;">▬</div>
■ Royce Wachsmann	381	20.23%	<div style="width: 20.23%;">▬</div>
■ Carroll Kelly	555	29.47%	<div style="width: 29.47%;">▬</div>

HTGCD Board Director for Single Member District #2 (VOTE FOR 1)				
■	James Shelton	1,935	57.61%	<div style="width: 57.61%; background-color: #FFC000; border: 1px solid black;"></div>
■	Jeff Shaw	1,424	42.39%	<div style="width: 42.39%; background-color: #4F6078; border: 1px solid black;"></div>

HTGCD Board Director for Single Member District #4 (VOTE FOR 1)				
■	Linda Kaye Rogers	2,312	54.70%	<div style="width: 54.70%; background-color: #FFC000; border: 1px solid black;"></div>
■	Mark Key	1,915	45.30%	<div style="width: 45.30%; background-color: #4F6078; border: 1px solid black;"></div>

Maxwell Utility District, Directors (VOTE FOR 1)				
■	Carol Thorton	136	18.99%	<div style="width: 18.99%; background-color: #FFC000; border: 1px solid black;"></div>
■	Doug Spillman	107	14.94%	<div style="width: 14.94%; background-color: #4F6078; border: 1px solid black;"></div>
■	Mabel Vaughn	171	23.88%	<div style="width: 23.88%; background-color: #FF8C00; border: 1px solid black;"></div>
■	Janie Sanchez	302	42.18%	<div style="width: 42.18%; background-color: #4CAF50; border: 1px solid black;"></div>