



Hays County, TX Elections

(<http://www.co.hays.tx.us/elections.aspx>)

November 2021 General Election

UNOFFICIAL ELECTION RESULTS

VOTER TURNOUT

11.8%



Ballots Cast	18,259
Registered Voters	155,158

Showing 41 of 41 contests

STATE OF TEXAS PROPOSITION 3 (VOTE FOR 1)

For	9,725	54.67%	<div><div></div></div>
Against	8,062	45.33%	<div><div></div></div>

STATE OF TEXAS PROPOSITION 8 (VOTE FOR 1)

For	15,509	87.99%	<div><div></div></div>
Against	2,116	12.01%	<div><div></div></div>

STATE OF TEXAS PROPOSITION 1 (VOTE FOR 1)

Against	2,619	14.69%	<div><div></div></div>
For	15,210	85.31%	<div><div></div></div>

STATE OF TEXAS PROPOSITION 7 (VOTE FOR 1)

Against	2,109	11.93%	<div><div></div></div>
For	15,573	88.07%	<div><div></div></div>

**STATE OF TEXAS PROPOSITION 4
(VOTE FOR 1)**

 For	9,666	56.81%	
 Against	7,349	43.19%	

**STATE OF TEXAS PROPOSITION 6
(VOTE FOR 1)**

 Against	2,327	13.25%	
 For	15,236	86.75%	

**City of Austin Proposition A
(VOTE FOR 1)**

 Against	27	42.86%	
 For	36	57.14%	

**STATE OF TEXAS PROPOSITION 5
(VOTE FOR 1)**

 Against	6,998	41.22%	
 For	9,981	58.78%	

**STATE OF TEXAS PROPOSITION 2
(VOTE FOR 1)**

 Against	6,644	37.52%	
 For	11,063	62.48%	

**City of Austin Proposition B
(VOTE FOR 1)**

 For	46	75.41%	
 Against	15	24.59%	

**City of San Marcos, Proposition K
(VOTE FOR 1)**

 Against	1,935	53.16%	
 For	1,705	46.84%	

**City of San Marcos, City Council, Place 6
(VOTE FOR 1)**

<input checked="" type="checkbox"/> Jude Prather	1,923	50.42%	<div><div></div></div>
<input checked="" type="checkbox"/> Mark Rockeymoore	1,891	49.58%	<div><div></div></div>

**CITY OF BUDA, PROPOSITION A
(VOTE FOR 1)**

<input checked="" type="checkbox"/> For	1,018	74.31%	<div><div></div></div>
<input checked="" type="checkbox"/> Against	352	25.69%	<div><div></div></div>

**Comal Independent School District, Proposition D
(VOTE FOR 1)**

<input checked="" type="checkbox"/> For	10	40.00%	<div><div></div></div>
<input checked="" type="checkbox"/> Against	15	60.00%	<div><div></div></div>

**Wimberley Independent School District, Trustee, Place 1
(VOTE FOR 1)**

<input checked="" type="checkbox"/> Lori Olson	2,434	48.55%	<div><div></div></div>
<input type="checkbox"/> Andrea Justus	2,579	51.45%	<div><div></div></div>

**City of Woodcreek, City Council, at-Large
(VOTE FOR 1)**

<input checked="" type="checkbox"/> Nancye Britner	280	20.85%	<div><div></div></div>
<input checked="" type="checkbox"/> Brent Pulley	396	29.49%	<div><div></div></div>
<input type="checkbox"/> Debra Hines	358	26.66%	<div><div></div></div>
<input type="checkbox"/> Bob Hambrick	309	23.01%	<div><div></div></div>

**Comal Independent School District, Proposition E
(VOTE FOR 1)**

<input checked="" type="checkbox"/> For	14	56.00%	<div><div></div></div>
<input checked="" type="checkbox"/> Against	11	44.00%	<div><div></div></div>

**City of San Marcos, Proposition A
(VOTE FOR 1)**

<input checked="" type="checkbox"/> Against	849	23.18%	<div><div></div></div>
<input checked="" type="checkbox"/> For	2,813	76.82%	<div><div></div></div>

**City of San Marcos, Proposition C
(VOTE FOR 1)**

<input type="checkbox"/> Against	703	18.47%	<div><div></div></div>
<input checked="" type="checkbox"/> For	3,104	81.53%	<div><div></div></div>

**City of Woodcreek, Mayor
(VOTE FOR 1)**

<input type="checkbox"/> Aurora LeBrun	300	39.89%	<div><div></div></div>
<input checked="" type="checkbox"/> Jeff Rasco	452	60.11%	<div><div></div></div>

**Wimberley Independent School District, Trustee, Place 3
(VOTE FOR 1)**

<input type="checkbox"/> Rob Campbell	2,691	53.99%	<div><div></div></div>
<input checked="" type="checkbox"/> Gretchen Holtsinger	2,293	46.01%	<div><div></div></div>

**Comal Independent School District, Proposition C
(VOTE FOR 1)**

<input type="checkbox"/> Against	11	42.31%	<div><div></div></div>
<input checked="" type="checkbox"/> For	15	57.69%	<div><div></div></div>

**City of San Marcos, Proposition L
(VOTE FOR 1)**

<input type="checkbox"/> For	2,941	79.90%	<div><div></div></div>
<input checked="" type="checkbox"/> Against	740	20.10%	<div><div></div></div>

**City of Kyle, Councilmember, District 5
(VOTE FOR 1)**

<input type="checkbox"/> Leah Kaufman	353	22.83%	<div><div></div></div>
<input checked="" type="checkbox"/> Daniela C. Parsley	434	28.07%	<div><div></div></div>
<input type="checkbox"/> Donny J. Wills	214	13.84%	<div><div></div></div>
<input type="checkbox"/> Rick Koch	545	35.25%	<div><div></div></div>

**Comal Independent School District, Proposition A
(VOTE FOR 1)**

 For	12	48.00%	
 Against	13	52.00%	

**City of San Marcos, Proposition B
(VOTE FOR 1)**

 For	3,066	80.60%	
 Against	738	19.40%	


**Wimberley Independent School District, Trustee, Place 2
(VOTE FOR 1)**

 Nathan Cross	2,576	51.62%	
 Edmond Moreland	2,414	48.38%	

**City of San Marcos, Proposition D
(VOTE FOR 1)**

 Against	372	9.76%	
 For	3,441	90.24%	

**City of Kyle, Councilmember, District 6 (unopposed)
(VOTE FOR 1)**

 Michael Tobias	283	100.00%	
--	-----	---------	---







**CITY OF BUDA, PROPOSITION B
(VOTE FOR 1)**

 For	868	63.36%	
 Against	502	36.64%	

**City of San Marcos, Proposition G
(VOTE FOR 1)**

 Against	1,698	46.27%	
 For	1,972	53.73%	

**CITY OF BUDA, POSITION 3 AT-LARGE
(VOTE FOR 2)**

 Emily Jones	437	33.90%	
 Virginia Jurika	219	16.99%	
 LaVonnia Horne-Williams	633	49.11%	



**HAYS COUNTY EMERGENCY SERVICES DISTRICT NO. 4, PROPOSITION A
(VOTE FOR 1)**

 Against	2,127	45.07%	
 For	2,592	54.93%	

**City of San Marcos, Proposition M
(VOTE FOR 1)**

 For	3,328	91.20%	
 Against	321	8.80%	

**City of San Marcos, Proposition E
(VOTE FOR 1)**

 For	2,076	55.67%	
 Against	1,653	44.33%	

**City of San Marcos, Proposition H
(VOTE FOR 1)**

 For	2,243	60.25%	
 Against	1,480	39.75%	

**City of San Marcos, City Council, Place 5
(VOTE FOR 1)**

 Zach Sambrano	1,754	45.87%	
 Mark Gleason	2,070	54.13%	

**City of San Marcos, Proposition F
(VOTE FOR 1)**

 For	1,839	50.00%	
 Against	1,839	50.00%	

City of San Marcos, Proposition J
(VOTE FOR 1)

 Against	2,522	68.27%	
 For	1,172	31.73%	

City of San Marcos, Proposition I
(VOTE FOR 1)

 For	1,861	51.18%	
 Against	1,775	48.82%	

Comal Independent School District, Proposition B
(VOTE FOR 1)

 For	16	64.00%	
 Against	9	36.00%	