



Hays County, TX  
Elections

(<http://www.co.hays.tx.us/elections.aspx>)

# May 7, 2022 Uniform Election

## UNOFFICIAL ELECTION RESULTS

### VOTER TURNOUT

9.8%



Ballots Cast 15,775  
Registered Voters 160,505

Showing 11 of 11 contests





State of Texas Proposition 1 (VOTE FOR 1)			
	For	13,518	88.14%
	Against	1,819	11.86%









State of Texas Proposition 2 (VOTE FOR 1)			
	Against	1,532	9.88%
	For	13,979	90.12%





City of Austin Proposition A (VOTE FOR 1)			
	For	6	54.55%
	Against	5	45.45%





City of Hays Mayor (VOTE FOR 1)			
	Billy Maphies	53	50.48%
	Lydia Bryan-Valdez	52	49.52%





City of Hays Council Member, Place 2 (VOTE FOR 1)			
	Glennell Strawn	53	50.48%
	Thomas Lemman	52	49.52%




City of Hays Council Member, Place 3 (VOTE FOR 1)			
	Tony S. Valdez	54	51.43% 
	Richard Gibbens	51	48.57% 

Dripping Springs Independent School District, School Board Members (VOTE FOR 2)			
	Thaddeus Fortenberry	2,746	23.64% 
	Tricia Quintero	2,978	25.63% 
	Olivia Barnard	2,981	25.66% 
	Joanna Day	2,912	25.07% 

Hays Consolidated Independent School District, Single-Member District 4 (VOTE FOR 1)			
	Byron Severance	1,148	57.43% 
	Amy Grant	851	42.57% 

Hays Consolidated Independent School District, Single-Member District 5 (VOTE FOR 1)			
	Esperanza Orosco	835	64.23% 
	Bear Heiser	465	35.77% 

Hays Consolidated Independent School District - Proposition A (VOTE FOR 1)			
	Against	2,420	48.63% 
	For	2,556	51.37% 

San Marcos Consolidated Independent School District, District 4 (VOTE FOR 1)			
	Gabrielle Moore	769	49.52% 
	Brian K Shanks	784	50.48% 