



Hays County, TX Elections

(<http://www.co.hays.tx.us/elections.aspx>)

May 24, 2022 Primary Runoff Election

UNOFFICIAL ELECTION RESULTS

VOTER TURNOUT

4.1%



Ballots Cast 13,320
Registered Voters 322,142

Showing 16 of 16 contests





U.S. Representative, District 21 (D) (VOTE FOR 1)				
	Claudia Andreama Zapata (DEM)	2,068	62.12%	<div style="width: 62.12%; background-color: yellow;"></div>
	Ricardo Villarreal (DEM)	1,261	37.88%	<div style="width: 37.88%; background-color: darkblue;"></div>





Lieutenant Governor (D) (VOTE FOR 1)				
	Michelle Beckley (DEM)	1,842	35.17%	<div style="width: 35.17%; background-color: yellow;"></div>
	Mike Collier (DEM)	3,395	64.83%	<div style="width: 64.83%; background-color: darkblue;"></div>





Attorney General (D) (VOTE FOR 1)				
	Joe Jaworski (DEM)	2,262	43.09%	<div style="width: 43.09%; background-color: yellow;"></div>
	Rochelle Mercedes Garza (DEM)	2,987	56.91%	<div style="width: 56.91%; background-color: darkblue;"></div>





Comptroller of Public Accounts (D) (VOTE FOR 1)				
	Janet T. Dudding (DEM)	3,860	75.07%	<div style="width: 75.07%; background-color: yellow;"></div>
	Angel Luis Vega (DEM)	1,282	24.93%	<div style="width: 24.93%; background-color: darkblue;"></div>





Commissioner of the General Land Office (D) (VOTE FOR 1)				
	Sandragrace Martinez (DEM)	1,670	32.15%	<div style="width: 32.15%; background-color: yellow;"></div>
	Jay Kleberg (DEM)	3,525	67.85%	<div style="width: 67.85%; background-color: darkblue;"></div>





County Commissioner, Precinct 2 (D) (VOTE FOR 1)				
	Linda Aguilar Hawkins (DEM)	420	47.24%	
	Michelle Gutierrez Cohen (DEM)	469	52.76%	





U.S. Representative, District 35 (R) (VOTE FOR 1)				
	Dan McQueen (REP)	696	57.62%	
	Michael Rodriguez (REP)	512	42.38%	





Attorney General (R) (VOTE FOR 1)				
	George P. Bush (REP)	2,959	37.13%	
	Ken Paxton (REP)	5,010	62.87%	







Commissioner of the General Land Office (R) (VOTE FOR 1)				
	Dawn Buckingham (REP)	4,826	64.94%	
	Tim Westley (REP)	2,606	35.06%	

Railroad Commissioner (R) (VOTE FOR 1)				
	Sarah Stogner (REP)	2,368	31.88%	
	Wayne Christian (REP)	5,059	68.12%	




State Representative, District 73 (R) (VOTE FOR 1)				
	Barron Casteel (REP)	2,115	53.91%	
	Carrie Isaac (REP)	1,808	46.09%	

District Judge, 207th Judicial District (R) (VOTE FOR 1)				
	Tracie Wright-Reneau (REP)	3,317	46.06%	
	Mark E. Cusack (REP)	3,885	53.94%	

Precinct Chair, Precinct 316 (R) (VOTE FOR 1)			
 Sam Brannon (REP)	41	35.34%	
 Randy Fitzpatrick (REP)	75	64.66%	

Precinct Chair, Precinct 332 (R) (VOTE FOR 1)			
 Larry Billings (REP)	27	44.26%	
 Ty Carlson (REP)	26	42.62%	
 Quintin Lorenz (REP)	8	13.11%	

Precinct Chair, Precinct 336 (R) (VOTE FOR 1)			
 P. J. Lemons (REP)	19	17.12%	
 Gary Gilbert (REP)	92	82.88%	

Precinct Chair, Precinct 432 (R) (VOTE FOR 1)			
 Phil Suitt (REP)	23	14.65%	
 Derek Marshall (REP)	134	85.35%	