



Home

County

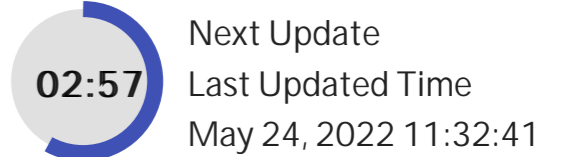
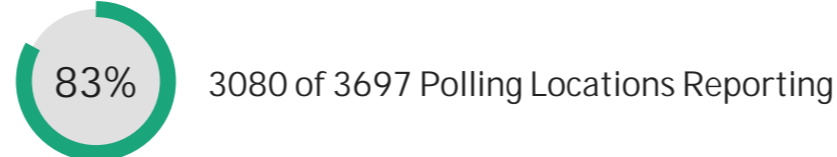
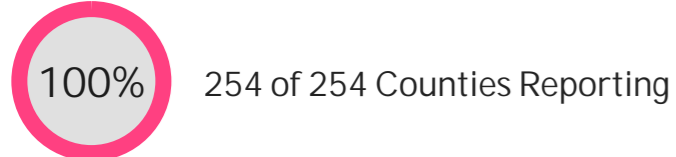
Favorite Races (5)

Election: 2022 MAY 24TH REPUBLICAN PRIMARY RUNOFF



The top two candidates in terms of votes received are shown here. Additional candidates for this office can be found in the detailed views below.

STATE REPRESENTATIVE DISTRICT 73	STATE REPRESENTATIVE DISTRICT 84	STATE REPRESENTATIVE DISTRICT 85
<ul style="list-style-type: none"> <li>CARRIE ISAAC (R) 11,176</li> <li>BARRON CASTEEL (R) 10,892</li> </ul>	<ul style="list-style-type: none"> <li>CARL TEPPER (R) 4,417</li> <li>DAVID GLASHEEN (R) 3,079</li> </ul>	<ul style="list-style-type: none"> <li>STAN KITZMAN (R) 8,134</li> <li>PHIL W. STEPHENSON (R) 5,891</li> </ul>



★ U. S. REPRESENTATIVE DISTRICT 35 Click for Contest Details

CANDIDATE NAME	PARTY	EARLY VOTES	TOTAL VOTES	PERCENT
DAN MCQUEEN	REP	2,073	4,138	61.19%
MICHAEL RODRIGUEZ	REP	1,140	2,625	38.81%
<i>(I) - Incumbent</i>		Race Total	<b>6,763</b>	

★ ATTORNEY GENERAL Click for Contest Details

CANDIDATE NAME	PARTY	EARLY VOTES	TOTAL VOTES	PERCENT
GEORGE P. BUSH	REP	157,426	274,397	31.92%
KEN PAXTON (I)	REP	311,776	585,190	68.08%
<i>(I) - Incumbent</i>		Race Total	<b>859,587</b>	

★ COMMISSIONER OF THE GENERAL LAND OFFICE Click for Contest Details

CANDIDATE NAME	PARTY	EARLY VOTES	TOTAL VOTES	PERCENT
DAWN BUCKINGHAM	REP	309,570	549,233	68.74%
TIM WESTLEY	REP	129,972	249,763	31.26%
<i>(I) - Incumbent</i>		Race Total	<b>798,996</b>	

★ RAILROAD COMMISSIONER Click for Contest Details

CANDIDATE NAME	PARTY	EARLY VOTES	TOTAL VOTES	PERCENT
WAYNE CHRISTIAN (I)	REP	301,074	532,435	65.36%
SARAH STOGNER	REP	145,421	282,162	34.64%
<i>(I) - Incumbent</i>		Race Total	<b>814,597</b>	

★ STATE REPRESENTATIVE DISTRICT 73 Click for Contest Details

CANDIDATE NAME	PARTY	EARLY VOTES	TOTAL VOTES	PERCENT
BARRON CASTEEL	REP	6,662	10,892	49.36%
CARRIE ISAAC	REP	6,322	11,176	50.64%
<i>(I) - Incumbent</i>		Race Total	<b>22,068</b>	